

SL-T3838IRC01A-L230 DATA SHEET

SPEC.NO. : SZ19092001
DATE : 2021/04/28
REV. : A/2

Approved By:

Checked By:

Prepared By:

Features

- Pb free product—RoHS compliant
- IR light source with high efficiency
- Low thermal resistance
- Center of spectral emission at 850nm
- Radiant angle: 90°

Applications

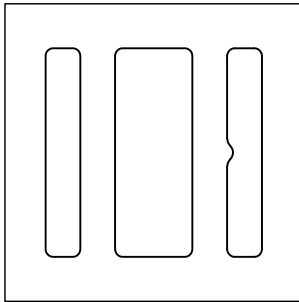
- Infrared Illumination for cameras
- Surveillance system
- Machine vision systems
- Eye tracking systems

Safety Advices

Depending on the mode of operation, these devices emit highly concentrated non visible infrared light which can be hazardous to the human eye. Products which incorporate these devices have to follow the safety precautions given in IEC 60825-1 and IEC 62471.

Package Dimension


Recommen



Part NO.	Chip Material	Lens Color
SL-T3838IRC01A-L230	AlGaAs	WaterClear

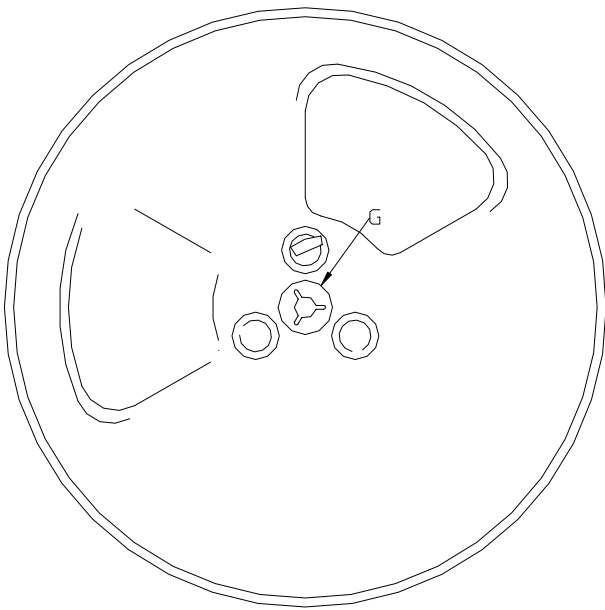
Notes:

1. All dimensions are in millimeters.
2. Tolerance is ± 0.10 mm unless otherwise noted
3. Specifications are subject to change without notice.



Distribution Curve Flux

Reel Dimensions



G 区放大图

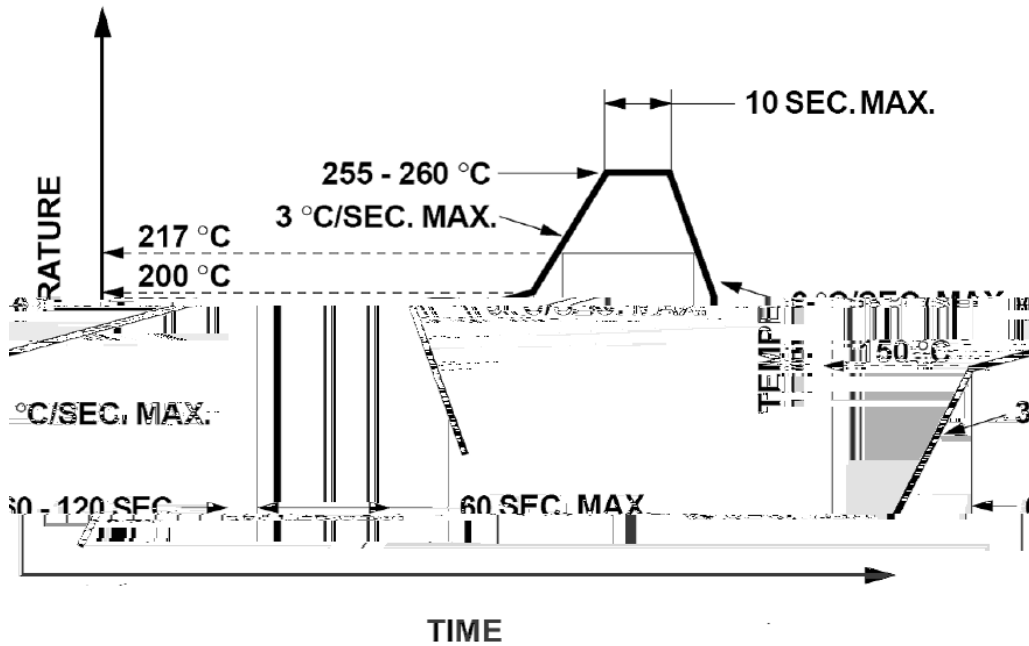
Carrier Tape Specifications (Loaded Quantity: 3000pcs/reel)

Note: Tolerance unless mentioned is $\pm 0.1\text{mm}$; Unit = mm

Moisture Resistant Packaging



Suggest IR Reflow Condition For Lead Free



1. Reflow soldering should not be done more than two times.
2. When soldering, do not put stress on the LEDs during heating.

Soldering iron

1. When hand soldering, the temperature of the iron must less than 350 for 5 seconds.
2. The hand solder should be done only once.

Repairing

Repair should not be done after the LEDs have been soldered. When repairing is unavoidable, a double-head soldering iron should be used (as below figure). It should be confirmed beforehand whether the characteristics of LEDs will or will not be damaged by repairing.

