
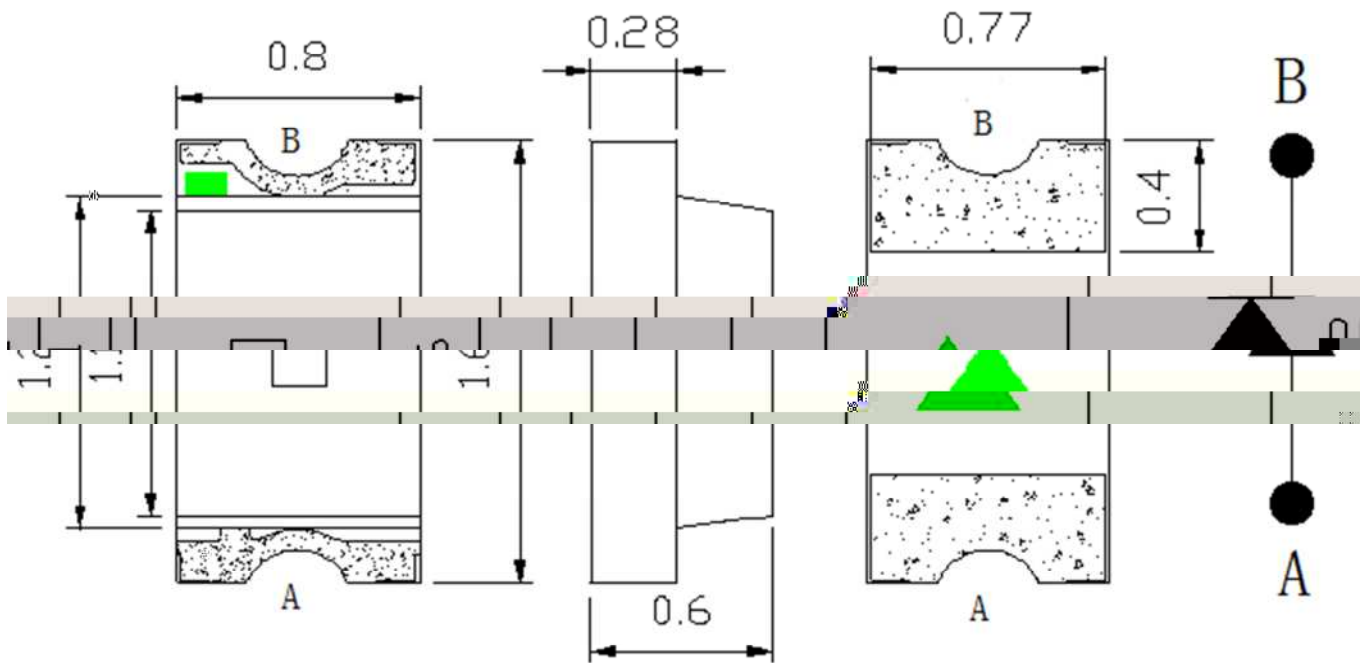


LIC

LIGHT ELECTRONICS CO., LTD.



Pb free product—RoHS compliant
 Low power consumption, High efficiency
 Reliable and rugged
 Long life – solid state reliability
 Viewing Angle: 120°




Part NO.	Lens Color	Source Color
SL-T0603WD020-L60-100	Yellow Diffused	White

1. All dimensions are in millimeters.
2. Tolerance is $\pm 0.10\text{mm}$ unless otherwise noted.
3. Specifications are subject to change without notice.

LIGHT ELECTRONICS CO., LTD.



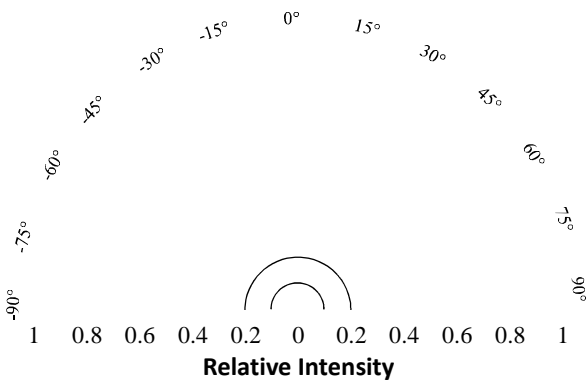
LIGHT



LIGHT

LIGHT ELECTRONIC

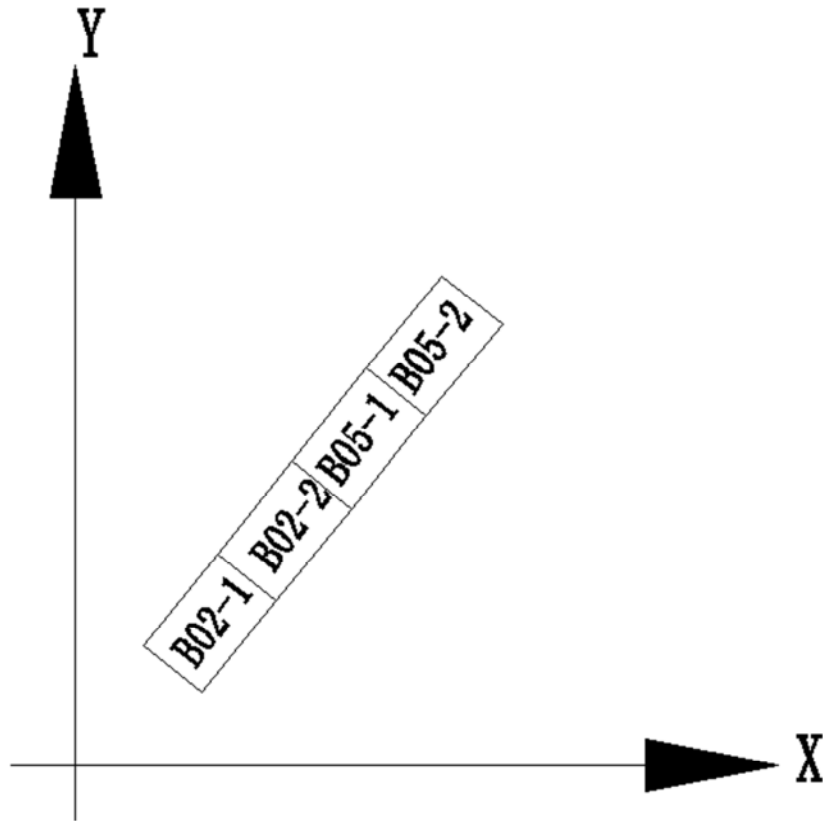
°C




0 20 40 60 80 100

Ambient Temperature(°C)

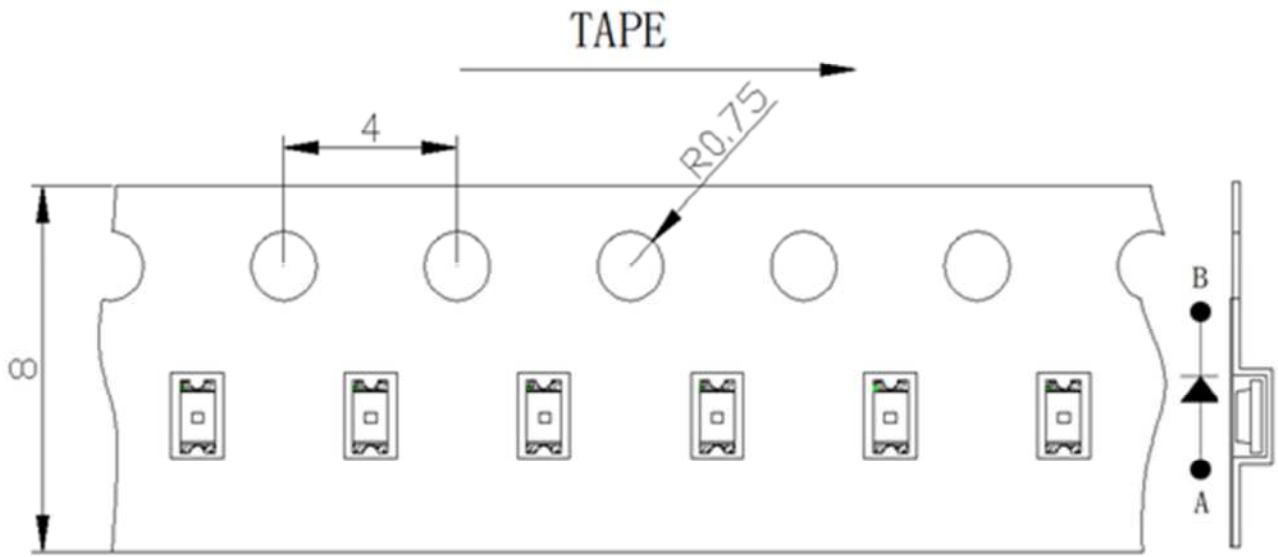
Chromaticity Coordinates (Ta=25°C, IF=20mA)



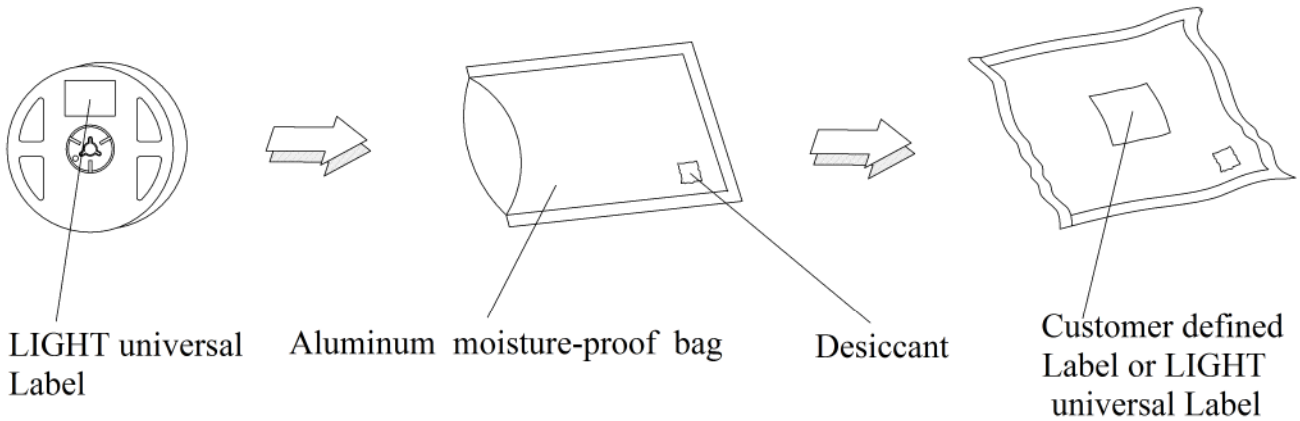
色区	X1	Y1	X2	Y2	X3	Y3	X4	Y4
B02-1	0.2716	0.2542	0.2672	0.2564	0.2713	0.2650	0.2759	0.2628
B02-2	0.2759	0.2628	0.2713	0.2650	0.2753	0.2732	0.2800	0.2710
B05-1	0.2800	0.2710	0.2753	0.2732	0.2793	0.2815	0.2819	0.2792
B05-2	0.2840	0.2792	0.2793	0.2815	0.2832	0.2898	0.2881	0.2874



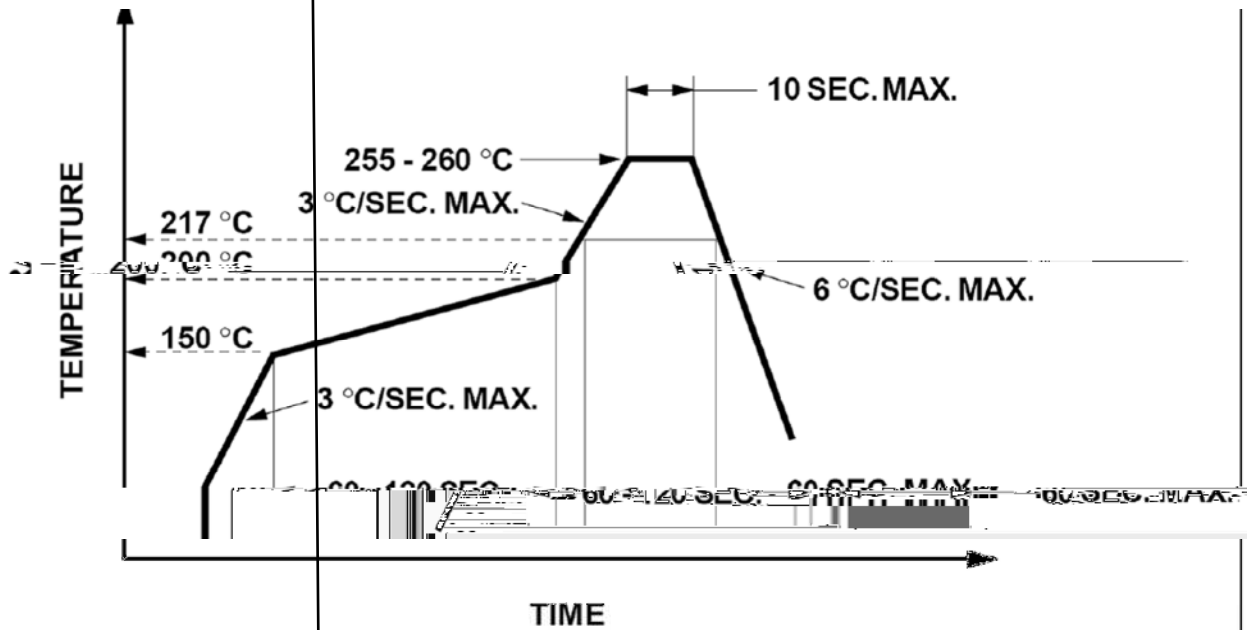
Carrier Tape Specifications (Loaded Quantity: 4000pcs/reel)



Moisture Resistant Packaging



Suggest IR Reflow Condition For Lead Free



1. Reflow soldering should not be done more than two times.
2. When soldering, do not put stress on the LEDs during heating.

Soldering iron

1. When hand soldering, the temperature of the iron must less than 300°C for 3 seconds.
2. The hand solder should be done only once.

Repairing

Repair should not be done after the LEDs have been soldered. When repairing is unavoidable, a double-head soldering iron should be used (as below figure). It should be confirmed beforehand whether the characteristics of LEDs will or will not be damaged by repairing.

