

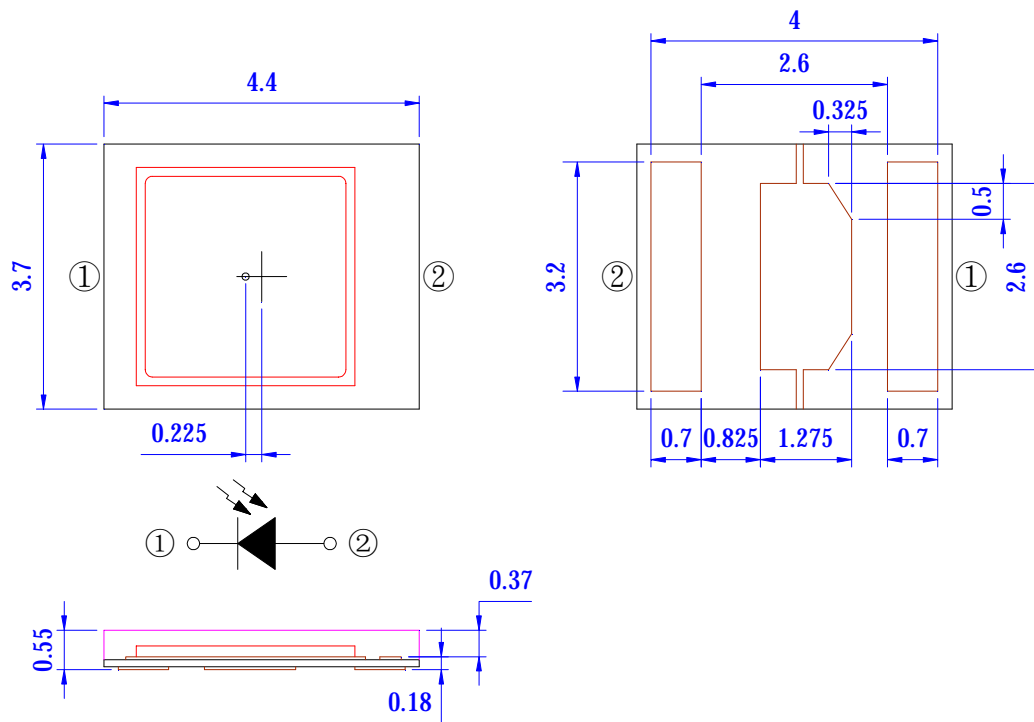
Features

- Pb free product—RoHS compliant
- High Photo Sensitivity
- Reliable and rugged
- Long life – solid state reliability
- Sensitivity angle: 135°

Application

- Health Monitoring
- Photo Detector

Package Dimension



Part NO.	Chip Material	Lens Color
SL-T4437PDC020-L55	Silicon	Water Clear

Notes:

1. All dimensions are in millimeters.
2. Tolerance is $\pm 0.10\text{mm}$ unless otherwise noted.
3. Specifications are subject to change without notice.

Electrical Optical Characteristics at Ta=25°C


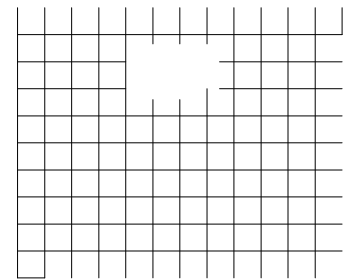
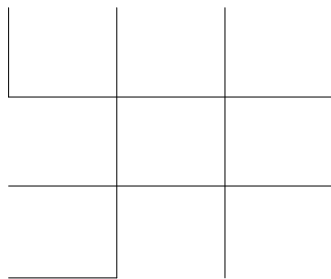
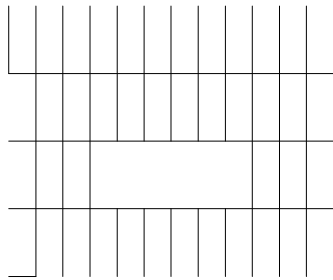
Parameter	Symbol	Min.	Typ.	Max.	Units	Test Conditions
Reverse Light Current	I_L	---	40	---	μA	$V_R=5V$ $E_e=1mW/cm^2$
Reverse Light Current	I_L	---	35	---	μA	$V_R=5V$ $E_e=1mW/cm^2$
Reverse Light Current	I_L	---	25	---	μA	$V_R=5V$ $E_e=1mW/cm^2$
Reverse Dark Current	I_D	---	---	10	nA	$V_R=10V$ $E_e=0mW/cm^2$
Reverse Voltage	$V_{(R)}$	30	---	---	V	I_R
Forward Voltage	V_F	---	---	1.3	V	$I_F=10mA$
Viewing Angle(X)	$_{1/2}$	---	135	---	Deg.	(Note 1)
Viewing Angle(Y)	$_{1/2}$	---	135	---	Deg.	
Rise Time/Fall Time	tr/tf	---	30	---	ns	$V_R=10V$
Total Capacitance	C_T	---	12	---	pF	$V_R=5V$ $E_e=0mW/cm^2$ $f=1.0MHz$

Note:

$_{1/2}$ is the off-axis angle at which the Reverse Light Current is half the axial Reverse Light Current.

2. The I_L guarantee should be added $\pm 15\%$ tolerance.

Typical Electrical / Optical Characteristics Curves
(25°C Ambient Temperature Unless Otherwise Noted)





Reverse Light Current Bin Code ($V_R=5V$, $E_e=1mW/cm^2$, $p=940nm$)

NOTE: The I_L

