

LG-05IR4T94C-557U-B-T DATA SHEET

SPEC. NO. : SZ21042902
DATE : 2021/04/29
REV. : A/1

Approved By:

Checked By:

Prepared By:

Electrical Optical Characteristics at Ta=25°C

Parameter	Symbol	Min.	Typ.	Max.	Unit	Test Condition
Radiant Intensity	I _e	70	100	---	mW/sr	I _F =50mA (Note 1,3)
Viewing Angle	$\theta_{1/2}$	22	27	32	deg	(Note 2)
Peak Wavelength		---	940	---	nm	I _F =20mA
Spectral Line Half- Width	Δ	---	50	---	nm	I _F =20mA
Forward Voltage	V _F	---	1.35	1.65	V	I _F =50mA
Reverse Current	I _R	---	---	100	μA	V _R =5V

Note:

1. Point sources of the amount of radiation per unit time in a given direction within the unit solid Angle radiated energy.
2. $\theta_{1/2}$ is the off-axis angle at which the Radiant Intensity is half the axial Radiant Intensity.
3. The I_e guarantee should be added ±15% tolerance.

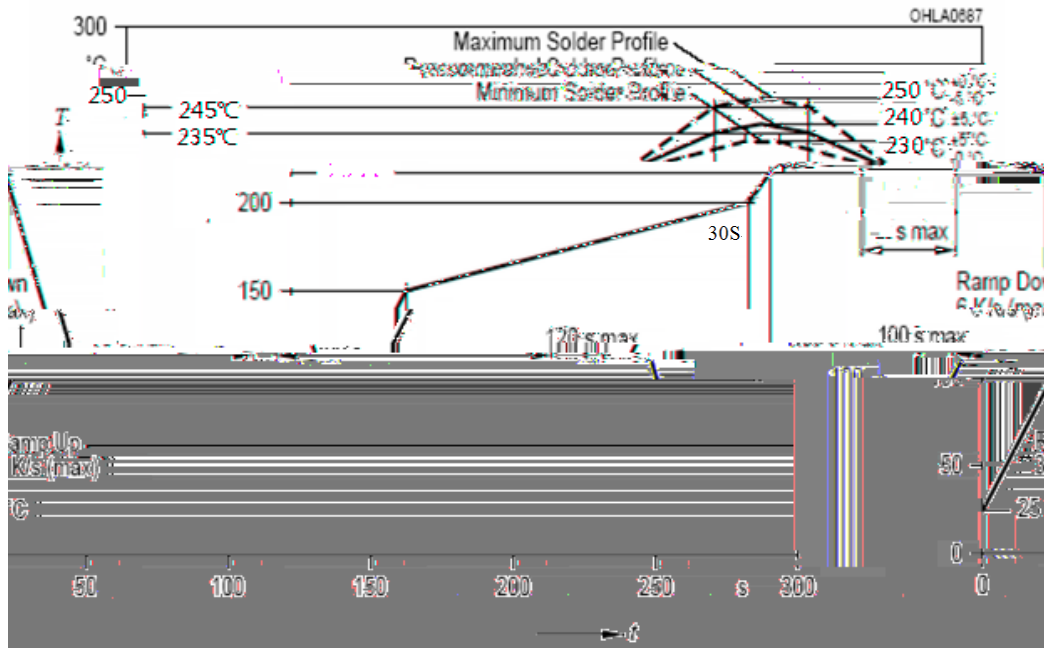
Infrared Emitting Diode Specification


●Commodity: Infrared emitting diode

●Intensity Bin Limits (At 50mA)

BIN CODE	Min.(mW/sr)	Max.(mW/sr)
38	70	98
39	98	137

Suggest IR Reflow Condition For Lead Free:



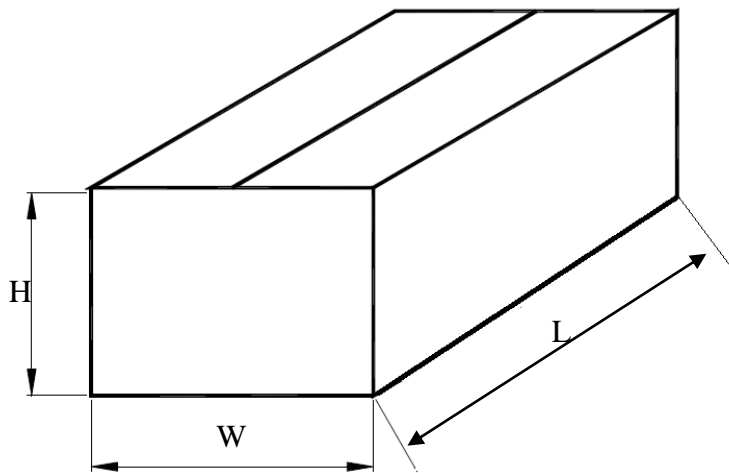


GHT

Package Spec:

1.2000pcs per reel .

15 reel per carton/Total 30000pcs per carton.



Item	Specification	
	minmum	Maximum
L	465	475
W	405	415
H	405	415