

DATA SHEET

SPEC. NO. : SZ20060504
DATE : 2020/06/05
REV. : A/0


Approved By:

Checked By:

Prepared By:

L

LIGHT ELECTRONICS CO., LTD.



| | | | |
|--|--|--|--|
| | | | |
|--|--|--|--|

| Parameter | MAX. | Unit |
|----------------------------------|------------------------|------|
| Power Dissipation | 100 | mW |
| Collector-Emitter Voltage | 30 | V |
| Emitter-Collector Voltage | 5 | V |
| Collector Current | 20 | mA |
| Electrostatic Discharge (HBM) *2 | 2000 | V |
| Moisture Sensitivity Level*1 | 4 | |
| Operating Temperature | -40 to + 85 | |
| Storage Temperature | -40 to + 100 | |
| Reflow Condition | 260 MAX for 10 Seconds | |

- (1). Storage requirements before vacuum bag opened: Temperature<30 , Humidity<65%RH;
- (2). Check air leakage and vacuum bag damage before opened. If there is any issue found, check the humidity indicator card immediately after bag opened:
 - a. If color changes on “10% circle” of the humidity indicator card only and not the circles of 20% and above, components can be used without additional handling;
 - b. If color changes on both 10% and 20% circles but not the circles of 30% and above, components must be dehumidified according to the conditions of bullet (5);
 - c. If color changes on 10%, 20%, and 30% circle or above, the product should be returned to the supplier for high temperature dehumidification;
- (3). After bag opened, manual soldering or reflow process must follow the following requirements:
 - a. Complete soldering / reflow within 72 hours;
 - b. Requirements of working environment: Temperature<30 , Humidity<60%RH;
- (4). If the working condition is outside (3)a requirement, the components must be dehumidified according to the conditions of bullet (5);
- (5). Low temperature dehumidification: temperature 60-65 , at least 24 hours;
- (6). Shelf life: 180 days. If it's over 180 days from the production date on the package label, the components must be dehumidified according to the condition of bullet (5). If customer is unable to dehumidify, return components to LIGHT for dehumidification.

Static Electricity and surge damages the LED. It is recommend to use a wrist band or anti-electrostatic glove when handling the LED. All devices, equipment and machinery must be properly grounded.

| Parameter | Symbol | Min. | Typ. | Max. | Unit | Test Condition |
|-----------------------------|----------------|------|------|------|------|----------------|
| Range Of Spectral Bandwidth | --- | 780 | --- | 1100 | nm | --- |

Wavelength Of Peak

FIG.1 Relative Response vs. Wavelength

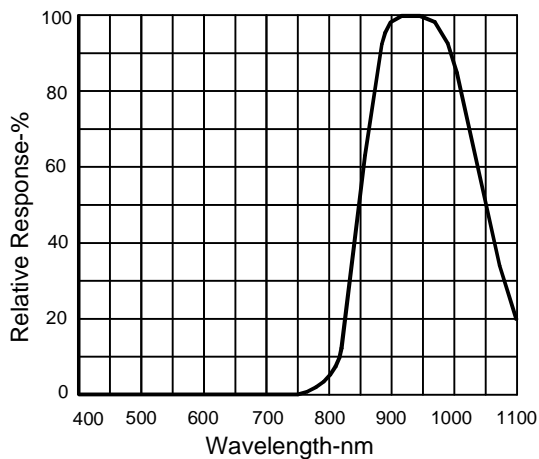


FIG.2 Power Dissipation Vs. Ambient Temperature

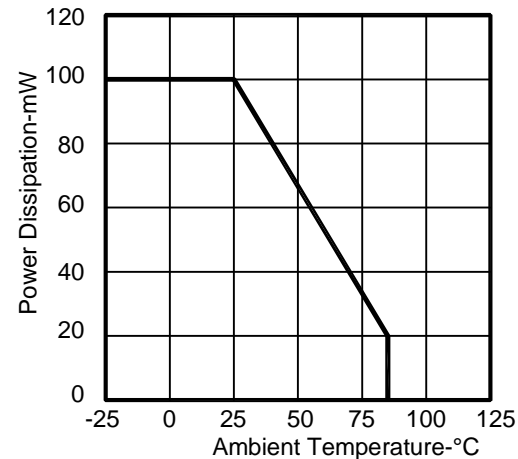


FIG.3 Rise And Fall Time Vs. Load Resistance

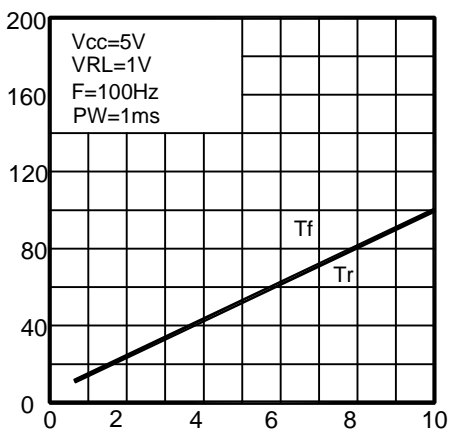


FIG.4 Relative Collector Current Vs. Irradiance

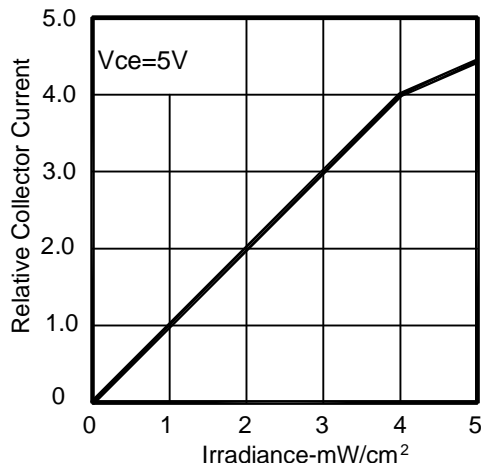


FIG.5 Collector Dark Current Vs. Ambient Temperature

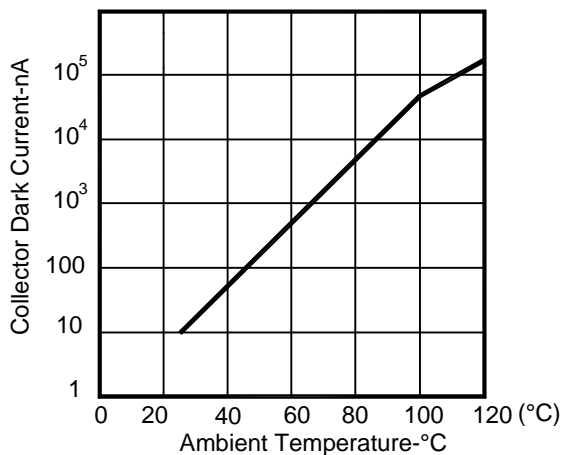
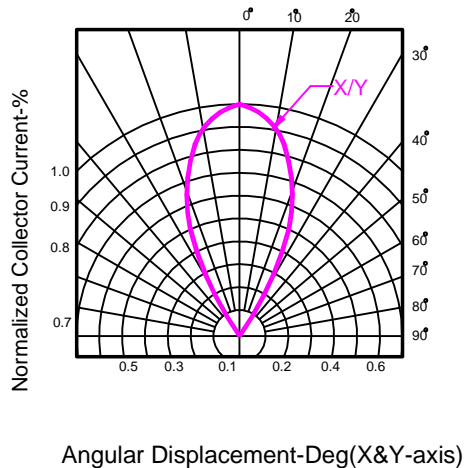
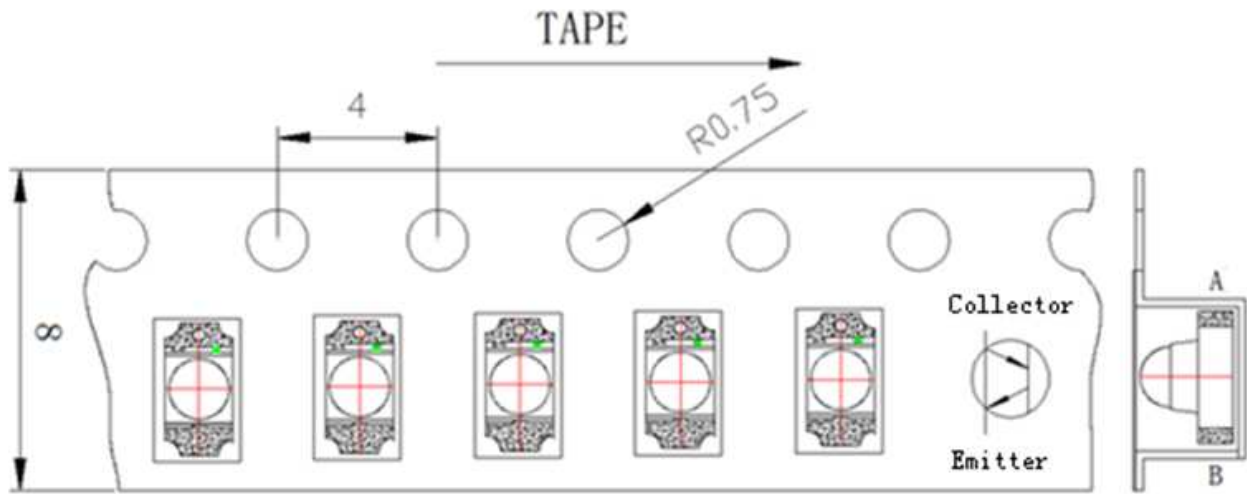


FIG.6 Light Current vs. Angular Displacement



Carrier Tape Specifications



Tolerance unless mentioned is ± 0.1 mm; Unit = mm

Moisture Resistant Packaging

